

# Sophos Switch



## Sophos Switch Series

The Sophos Switch Series offers a range of cloud-managed, network access layer switches to connect, power, and control device access at the LAN edge. Sophos Central provides a single pane of glass to manage your switches alongside your other Sophos security solutions.

### Connectivity, power, and control

The Sophos Switch Series offers a range of 8-, 24-, and 48-port network access layer switches to connect and power the devices on your LAN. Switches put you in control of device access with port security and VLAN segmentation and add quality of service at the all-important access layer.

### Many ways to manage a switch

Your Sophos switches can be managed in different ways. Use Sophos Central for management and visibility alongside your other Sophos solutions, or open the local web interface, command line interface or use SNMP for additional configuration options.

### Simple setup and deployment

Sophos Switches are very easy to setup and deploy. Simply enter the serial number of your switch in Sophos Central and click register to start the process. Your switches will be up and running in minutes.

### SMB and SD-branch use cases

Sophos switches suit the connectivity needs of many organizations: remote and home offices, small and medium-sized businesses, retail outlets and branch offices. Add switches to extend your SD-Branch deployments using our full range of products.


### One vendor, one view.

Rather than adding complexity and security risk, Sophos switches seamlessly integrate with your existing Sophos solutions and so remove the risks of multi-vendor deployments. Integration is taken one step further with Active Threat Response, empowering MDR analysts to send an API-triggered response to isolate potentially malicious hosts across the network.

New and existing customers, resellers, and managed service providers benefit from having a single vendor for the full network stack.

### Highlights

- ▶ Access layer switches with 8-, 24-, or 48- 1G or 2.5G ports.
- ▶ SFP (1G) or SFP+ (10G) uplink ports on all models
- ▶ Power-over-Ethernet (PoE) options available to power PoE-capable devices
- ▶ Easy to set up and deploy
- ▶ Multiple management options including Sophos Central
- ▶ Ideal for branch office, retail, and SMB use cases
- ▶ Active Threat Response to isolate potentially compromised hosts
- ▶ A single vendor for the full network stack



**SOPHOS**

## Sophos Switch – Model overview

We offer two different series within our model range

- 100 Series models offer 1 GE Ethernet ports plus either SFP or SFP+
- 200 Series models are equipped with 2.5 GE ports plus SFP+

Each series includes 8-, 24-, and 48-port models

### 8-Port Switches

Model	100 Series		200 Series
	CS101-8	CS101-8FP	CS210-8FP
<b>Hardware</b>			
Form Factor	Desktop	Desktop	1U
Mounting	Wall mount	Wall mount	Rackmount
<b>Technical Specifications</b>			
Switching Capacity (Gbps)	20	20	120
MAC Address Table	8K	8K	8K
Packet Buffer Memory	512 KB	512 KB	512 KB
VLANs	Support for up to 256 VLANs simultaneously [out of 4096 VLAN IDs]	Support for up to 256 VLANs simultaneously [out of 4096 VLAN IDs]	Support for up to 256 VLANs simultaneously [out of 4096 VLAN IDs]
<b>Network Interfaces</b>			
10/100/1000Base-T	8	8	-
100/1000Base-T/2500Base-T**	-	-	8
SFP 1G	2	2	0
SFP+ 1G/10G	0	0	4
Other Interfaces	DC-In on/off switch	DC-In on/off switch	Console port AC power socket
<b>Power over Ethernet</b>			
Power Budget	n/a	110W	240W
PoE-capable Ports	n/a	1 to 8	1 to 8
Supported PoE Standard	n/a	802.3af/802.3at	802.3af/802.3at/802.3bt
Max. PoE Devices	n/a	7 [15.4W]/3 [30W]	8 [15.4W]/8 [30W]/4 [60W]

\*\*10M full and half duplex and 100M half duplex speeds are not supported on this model

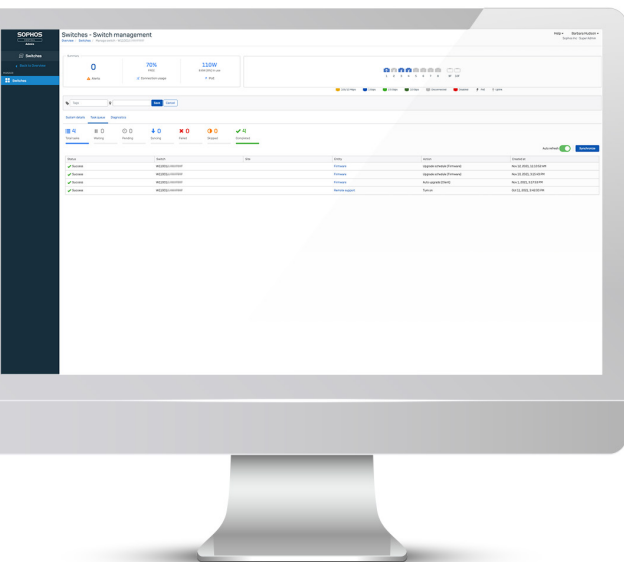
### 24-Port Switches

Model	100 Series		200 Series
	CS110-24	CS110-24FP	CS210-24FP
<b>Hardware</b>			
Form Factor	1U	1U	1U
Mounting	Rackmount	Rackmount	Rackmount
<b>Technical Specifications</b>			
Switching Capacity (Gbps)	128	128	152
MAC Address Table	16K	16K	16K
Packet Buffer Memory	1.5 MB	1.5 MB	1.5 MB
VLANs	Support for up to 256 VLANs simultaneously [out of 4096 VLAN IDs]	Support for up to 256 VLANs simultaneously [out of 4096 VLAN IDs]	Support for up to 256 VLANs simultaneously [out of 4096 VLAN IDs]
<b>Network Interfaces</b>			
10/100/1000Base-T	24	24	16
100/1000Base-T/2500Base-T	-	-	8
SFP 1G	0	0	0
SFP+ 1G/10G	4	4	4
Other Interfaces	Console port AC power socket	Console port AC power socket	Console port AC power socket
<b>Power over Ethernet</b>			
Power Budget	n/a	410W	410W
PoE-Capable Ports	n/a	1 to 24	1 to 24
Supported PoE Standard	n/a	802.3af/802.3at	802.3af/802.3at
Max. PoE Devices	n/a	24 [15.4W]/13 [30W]	24 [15.4W]/13 [30W]

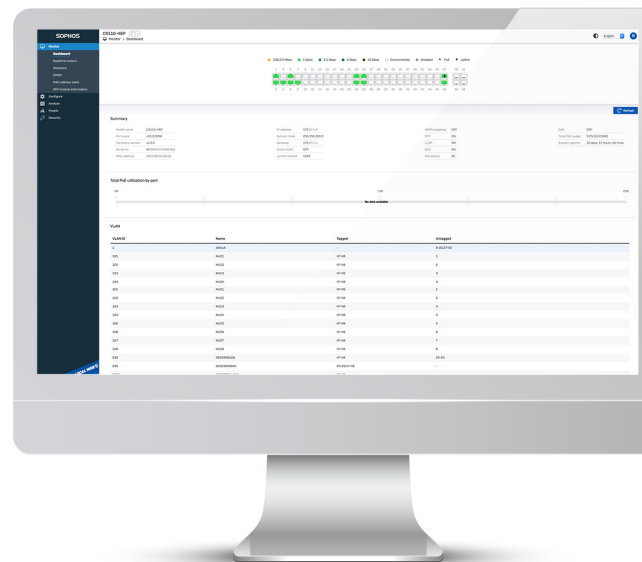
# Sophos Switch – Model overview

## 48-Port Switches

	100 Series			200 Series
Model	CS110-48	CS110-48P	CS110-48FP	CS210-48FP
<b>Hardware</b>				
Form Factor	1U	1U	1U	1U
Mounting	Rackmount	Rackmount	Rackmount	Rackmount
<b>Technical Specifications</b>				
Switching Capacity (Gbps)	176	176	176	224
MAC Address Table	32K	32K	32K	32K
Packet Buffer Memory	2 MB	2 MB	2 MB	2 MB
VLANs	Support for up to 256 VLANs simultaneously (out of 4096 VLAN IDs)	Support for up to 256 VLANs simultaneously (out of 4096 VLAN IDs)	Support for up to 256 VLANs simultaneously (out of 4096 VLAN IDs)	Support for up to 256 VLANs simultaneously (out of 4096 VLAN IDs)
<b>Network Interfaces</b>				
10/100/1000Base-T	48	48	48	32
100/1000Base-T/2500Base-T	-	-	-	16
SFP 1G	0	0	0	0
SFP+ 1G/10G	4	4	4	4
Other Interfaces	Console Port AC Power Socket	Console Port AC Power Socket	Console Port AC Power Socket	Console Port AC Power Socket
<b>Power over Ethernet</b>				
Power Budget	n/a	410W	740W	740W
PoE-capable Ports	n/a	1 to 48	1 to 48	1 to 48
Supported PoE Standard	n/a	802.3af/802.3at	802.3af/802.3at	802.3af/802.3at
Max. PoE Devices	n/a	26 (15.4W)/13 (30W)	48 (15.4W)/24 (30W)	48 (15.4W)/24 (30W)



Sophos Central Management



Local Web Management

## Sophos Switch management

Sophos Central is the single point of truth for resellers, managed service providers, and customer admins. Whether you're managing a single switch or a large, distributed network deployment with multiple products, Sophos Central eases management and has all your other Sophos products just a click away.

You have the following options to manage your switches:

### Sophos Central

Single pane of glass for all your Sophos solutions. Limited configuration upon first release.

**Sophos Central management is included in the Support and Services subscription.**

### Local Web Management\*

Access the full feature set and all configuration options of your switch from the very first release.

**Web management is included in the purchase price of your switch.**

### Command Line Interface (CLI)\*

For network administrators who prefer to manage their switch via the command line interface (CLI).

**CLI management is included in the purchase price of your switch.**

### SNMP\*

SNMP is supported on all switches for management and monitoring.

**SNMP management is included in the purchase price of your switch.**

## Active Threat Response

Managing your switches in Sophos Central unlocks additional capabilities to integrate with other Sophos solutions and services.

With Active Threat Response, threat feeds triggered via an API initiate an automatic response to isolate compromised hosts across all Sophos switches and AP6 Series access points on the network. Threat feeds can originate from Sophos MDR, Sophos XDR, and even third-party security solutions. For customers using Sophos NDR, this functionality adds a response action to detections from deep within the network.

### Benefits

- Isolates wired, wireless, managed, and unmanaged hosts
- Prevents lateral movement and buys you time for remediation
- Detects issues originating from multiple sources (Sophos or third-party solutions)

Active Threat Response is available via Sophos Central for Sophos Switch, Sophos Wireless (AP6 Series only), and Sophos Firewall.

While a Sophos Firewall is not a prerequisite for Active Threat Response with Sophos Switch, customers who also own a Sophos Firewall benefit from different response actions and enhanced automation, resulting in a faster time to remediation at every network layer.

## Sophos Switch – Software Features

Management and Configuration	Feature Availability by Model
Switch Auto-Discovery	✓ (all models)
Dynamic VLAN Configuration	✓ (GVRP) – all models
LAG Group Size (up to 8)	8 – all models
Total Link Aggregation Groups (Up to # of ports)	8 – all models
IGMP Snooping	✓ (all models)
Static Routing	✓ (all models) IPv4: 59 entries for static route, 4 entries for interface route and 1 entry for default route. IPv6: 5 entries for static route, 16 entries for interface route and 1 entry for default route.
802.1x Authentication	✓ (all models)
IEEE 802.1x MAC Authentication Bypass (MAB) - (host, port, and fallback)	✓ (all models)
Syslog Collection	✓ (all models)
IP/MAC ACL	✓ (all models)
Jumbo Frames	✓ (CS101-8/8FP: size 9K, per system setting) (other models: size 10K, per port setting)
Auto-Negotiation for Port Speed and Duplex	✓ (all models)
MDI/MDIX Auto-crossover	✓ (all models)
IEEE 802.1D MAC Bridging/STP (RSTP compatible)	✓ (all models)
IEEE 802.1w Rapid Spanning Tree Protocol (RSTP)	✓ (all models)
IEEE 802.1s Multiple Spanning Tree Protocol (MSTP)	✓ (all models)
Edge Port / Port Fast	✓ (all models)
IEEE 802.1Q VLAN Tagging	✓ (all models)
Guest VLAN and Voice VLAN	✓ (all models)
IEEE 802.3ad Link Aggregation with LACP	✓ (all models)
Unicast/Multicast Traffic Balancing Over Trunk Port	✓ (all models)
IEEE 802.1AX Link Aggregation	✓ (all models)
Spanning Tree Instances (MSTP/CST)	✓ (all models)
IEEE 802.3x Flow Control and Back-Pressure	✓ (all models)
IEEE 802.3 10Base-T	✓ for 100 series only (not supported on 200 series)
IEEE 802.3u 100Base-TX	✓ (all models)
IEEE 802.3z 1000Base-SX/LX	✓ (all models)
IEEE 802.3ab 1000Base-T	✓ (all models)
IEEE 802.3bz Gigabit Ethernet Support	✓ (all models)
IEEE 802.3 CSMA/CD Access Method and Physical Layer Specifications	✓ (all models)
Storm Control	✓ (all models)
Port Mirroring	✓ (all models)
DHCP Relay	✓ (all models)

Security and Visibility	Feature Availability by Model
ACL - Maximum Entries Per Group	128
Max. ACL Groups	2 for CS101-8/8FP, 8 for all other models
IEEE 802.1x Authentication Port-Based	✓ (all models)
IEEE 802.1x Guest VLAN	✓ (all models)
IEEE 802.1ab Link Layer Discovery Protocol (LLDP)	✓ (all models)
IEEE 802.1ab LLDP-MED	✓ LLDP MED on PoE models only
DHCP-Snooping	✓ (all models)
Cisco-compliant Discovery Protocol	✓ (all models)
MAC Address Filtering	✓ (all models)
Priority Tag - Packet Ingress Filtering	✓ (all models)
IP Source Guard	✓ (all models) (uses 1 ACL group if enabled)
Active Threat Response Sophos MDR/XDR Integration	✓ (all models) (requires a valid support subscription)
Quality of Service	
IEEE 802.1p Based Priority Queuing	✓ (all models)
IP TOS/DSCP Based Priority Queuing	✓ (all models)
Management	
IPv4 and IPv6 Management (IP assignment supports DHCP or static address; Sophos defines default mode of operation)	✓ (all models)
SSH	✓ (all models)
HTTPS	✓ (all models)
SNMP v1/v2c/v3	✓ (all models)
SSH, Web Interface, and REST API	✓ (all models)
Sophos Central	✓ (all models)
RFC and MIB Support	
DHCP Client	✓ (all models)
RFC 854 Telnet Server	✓ (all models)
RFC 2865 RADIUS for 802.1X authentication	✓ (all models)
RFC 1643 Ethernet-like Interface MIB	✓ (all models)
RFC 1213 MIB-II	✓ (all models)
RFC 1157 SNMPv1/v2c	✓ (all models)
RFC 2618 RADIUS Authentication Client MIB	✓ (all models)
RFC 1493 Bridge MIB	✓ (all models)

## How to Buy

What You Purchase	What Your Purchase Includes
<b>Sophos Switch hardware</b>	Sold per switch
Included in the hardware purchase cost	Local Web/CLI/SNMP management Limited lifetime warranty
<b>Sophos Switch Support and Services</b>	Sold per switch per year
Subscription entitles you to:	Sophos Central Management, with access to additional features Advanced RMA support 24x7 Multi-channel support Firmware updates
If subscription expires or is not purchased	Sophos Central management goes into read-only Firmware updates are not available No phone support No advanced RMA support
<b>*Important Note</b>	Your Sophos Switch will always work via local configuration without a Support and Services subscription, however, with the above limitations

Further information about the limited lifetime warranty is available under [sophos.com/legal](https://sophos.com/legal).

## Support access for Sophos Switch

Sophos Support access can be activated for switches that are registered and connected to Sophos Central only. For switches not registered in Sophos Central, troubleshooting/debugging will be limited.

For further information,  
please visit [sophos.com/switch](https://sophos.com/switch)

United Kingdom and Worldwide Sales  
Tel: +44 (0)8447 671131  
Email: [sales@sophos.com](mailto:sales@sophos.com)

North American Sales  
Toll Free: 1-866-866-2802  
Email: [nasales@sophos.com](mailto:nasales@sophos.com)

Australia and New Zealand Sales  
Tel: +61 2 9409 9100  
Email: [sales@sophos.com.au](mailto:sales@sophos.com.au)

Asia Sales  
Tel: +65 62244168  
Email: [salesasia@sophos.com](mailto:salesasia@sophos.com)